

Aerospace, Defense, Mass Transit and Marine

Complete Labeling Solutions

Expect performance. Demand Brady.

Contents

Printing and software solutions

- 4 Printer comparison chart
- 6 Label design software

Material solutions

- 9 Material comparison chart
- 10 Permasleeve wire markers
- 17 Self-laminating labels
- 18 Wire wrap labels
- 20 Flat surface labels
- 20 Raised profile labels
- 21 Fluid line identification tape
- 22 Wire ID tags

Specialty systems

- 23 Wraptor A6500 Wire ID Printer Applicator
- 23 BSP45 Sleeve Applicator

Brady offers you the high-performance solutions you expect for your extreme environments — aircraft, military vehicles, ships, trains and other mass-transit systems. You'll get the total solution. Everything from materials, printers, software, support and more.

aerospace





Build your complete solution

Brady identification solutions consist of thermal transfer printers, specialty systems, highly engineered identification materials and label design software. With Brady, it doesn't stop there. We go beyond these components and combine them with expert support, knowledge and service to give you a better identification experience.



Software

Robust label design software

Whether you need to print high volumes of labels or set-up batch printing and printer pairing, Brady Workstation software can improve the efficiency of your label creation process. Developed and tested internally, Brady Workstation is continuously updated with improved features based on user feedback.

- Engineered to take the cost out of label design process
- Adaptable to a range of work flows
- Easily accessible post-sale technical support



Printers

On-demand printing and specialty systems

From small, hand-held printers for on-the-job applications to large, industrial units for high-volume printing, Brady's proven printing solutions help you create clear, professional-looking identification that has the durability to withstand even the harshest environments.

- Integrates into your processes
- Prints on a range of our expertly engineered materials
- Prints up to 20,000 labels per day
- Easiest and most versatile printing solutions in the industry



Materials

Highly engineered materials

Brady's high performance materials offer outstanding performance in extreme environments. Brady gives you a variety of options for your application and work with you to select the best type to meet your needs.

- Heat shrink tubing
- Wire wrap labels
- Component labels
- Fluid line tapes
- Wire, cable and bundle tags

Benchtop Printers Comparison Guide



	BradyPrinter i3300 Industrial Label Printer	BradyPrinter i5100 Industrial Label Printer	BradyPrinter i7100 Industrial Label Printer	BBP72 Double-sided Sleeve Printer	Wraptor A6500 Wire ID Printer Applicator
Description	The BradyPrinter i3300 Industrial Label Printer is a completely hassle free, easy to use PC-based printer that can print signs and labels up to 4 wide. Smart chip supplies automatically set up the label in your Brady software, eliminating manual calibration and label waste. Drop-in ribbon and label cartridges ensure fast and effortless material changes. The i3300 Industrial Label Printer can print on a full range of safety and facility label materials as well as die cut labels for wire identification, product identification or laboratory identification. This printer comes with a free Brady WorkStation Basic Design Software Suite, enabling you to immediately start designing professional signs and labels.	The BradyPrinter i5100 Industrial Label Printer offers a perfect mix of performance & smarts. This benchtop printer can print on 70 label materials, more than 1200 stock label parts and tailored custom label materials and parts. Applications include a wide range of specialised and commonly used product labels, electronics and PCB labels, logistics and asset tracking labels, cable & component identification labels and laboratory sample labels.	The BradyPrinter i7100 industrial thermal transfer benchtop printer is ideal for customers requiring reliable high volume printing on lots of different materials within the Aerospace, Defence and Mass Transit, Electronics, Automotive, Logistics, Electrical, Voice-Datcom and LAB markets. It guarantees accurate printing on sleeves, tags, labels, tapes, cable markers and much more. This printer comes with a free Brady WorkStation Basic Design Software Suite, enabling you to immediately start designing professional labels.	Higher volume printer designed specifically for printing double-sided sleeves in larger quantity print job sizes	Wraptor A6500 Wire ID Printer Applicator. Automate your wire identification process. The Wraptor A6500 Wire Identification Printer Applicator can significantly increase production output by identifying cables with wrap-around labels in 5 seconds. The Wraptor automatically prints and applies the label on a wide range of insertable cables, saving up to 10 seconds per identified cable.
Applications	General & Industrial Identification; Circuit Board & Component Identification; Wire & Cable Marking; Laboratory Identification; Asset Identification; Workplace Safety & Compliance; Lean; 5S & Visual Workplace; Facility; Maintenance & Operations ID; Buildings & Grounds; Logistics/ Warehousing	General & Industrial Identification; Circuit Board & Component Identification; Wire & Cable Marking; Laboratory Identification; Asset Identification	General & Industrial Identification; Circuit Board & Component Identification; Wire & Cable Marking; Laboratory Identification	High Volume Permasleeve Wire Marking Sleeves Printing (double-sided format only).	Cable & Wire Identification
Printer Specifications					
Hours of Operation	8 hours/5 days	8 hours/5 days	24 hours/ 7 days	24 hours/7 days	24 hours/7 days
Recommended Usage per Day	1000	5000	7000	7000	7000
Software Compatibility	Brady Workstation, Windows based driver for 3rd party software use	Brady Workstation, LabelMark, Windows based driver for 3rd party software use	Brady Workstation, LabelMark, Windows based driver for 3rd party software use, CodeSoft	Brady Workstation, LabelMark, Windows based driver for 3rd party software use, CodeSoft	Brady Workstation, LabelMark
Colour Capability	Monocolour	Monocolour	Monocolour	Monocolour	Monocolour
Connectivity Options	USB, Ethernet. Optional: WiFi (factory installed)	USB, Serial, Ethernet. Optional : WiFi, Bluetooth	USB, Serial, Ethernet, Optional: WLAN, I/O connection	Serial, USB. Optional: Ethernet	USB, Ethernet
Stand-alone Printing (Detached from PC)	Peripheral	Stand-alone & Peripheral	Stand-alone & Peripheral	Stand-alone & Peripheral	Stand-alone & Peripheral
Cutter	Auto Cutter Between labels or at end of print job	None Auto Cutter	None	None	–
Hardware Options	–	Ribbon Take up Spindle; Label Roll Holder; Platen Rollers	Cutter with Tray, Cutter Perforator, Present Sensor, Peel Off, Rewinder, Platen Rollers	Cutter	–
Memory Capacity	512 MB (RAM) - 195 MB (data storage)	256MB RAM, 50MB IFFS Flash, SD card, slot up to 512GB	256MB RAM, 50MB IFFS Flash, SD card, slot up to 512GB	64 MB RAM, 8MB IFFS Flash	32 GB - Memory expandable through USB
Label Dimension Limits	Max. Label Width: 107.95 mm Min. Label Width: 6.35 mm Min. Label Height: 6.35 mm	Max. Label Width: 110 mm Min. Label Width: 5 mm Min. Label Height: 5 mm	Max. Label Width: 110mm Min. Label Width: 4mm Min. Label Height : 4mm - 6mm (for the peel-version)	Max. Width: 106.00 mm Min. Width: 4.00 mm Max. Height: 1000 mm Min. Height: 5.00 mm	Max. Width: 50.80 mm Min. Width: 6.35 mm Max. Height: 76.2 mm Min. Height: 19.05 mm
Maximum Print Width (mm)	101.60	105.70	105.70	105.60	50.80
Print Speed (mm/sec)	101.60	up to 300.00	up to 300.00	125.00	–
Print Technology	Thermal Transfer	Thermal Transfer	Thermal Transfer	Thermal Transfer	Thermal Transfer
Print Resolution (dpi)	300	300 / 600	300 / 600	300	300
Specialty Material Recommendations					
Raised Panel labels (B-593, B-7593)	Acceptable (with special printer settings)	Not Recommended	Recommended	Not Recommended	-
Heatex Cable Markers	Acceptable (with special printer settings)	Not Recommended	Recommended	Not Recommended	-
PermaSleeves (B-342, B-345)	Recommended (single-sided format only)	Not Recommended	Recommended (With 2-pass reinsert of media for double-sided format)	Recommended (double-sided format only)	-
Diesel Resistant PermaSleeve Markers (B-7646)	Acceptable	Not Recommended	Recommended (With 2-pass reinsert of media for double-sided format)	Recommended	-
ZH PermaSleeve Markers (B-7641)	Acceptable (single-sided format only)	Not Recommended	Recommended (With 2-pass reinsert of media for double-sided format)	Recommended (double-sided format only)	-
HX PermaSleeve Markers (B-7642)	Acceptable (single-sided format only)	Not Recommended	Recommended (With 2-pass reinsert of media for double-sided format)	Recommended (double-sided format only)	-
Self-laminating Labels (B-427)	Recommended	Recommended	Recommended	-	Recommended
Custom labels (only approved B-numbers)	Applicable	Applicable	Applicable	Applicable	Applicable

Portable Printers Comparison Guide



	BradyPrinter M611 Mobile Label Printer	BMP61 Label Printer	BMP71 Label Printer
Applications			
Electrical, voice- & datacomm. ID			
Wire & Cable Marking	✓✓✓✓✓	✓✓✓✓✓	✓✓✓✓✓
Component Marking	✓✓✓✓	✓✓✓✓	✓✓✓✓✓
General & Industrial ID			
Asset & Component Marking	✓✓✓	✓✓✓	✓✓✓✓
Electronics ID			
Circuit Board Marking	✓✓✓✓	✓✓✓✓	✓✓✓✓
Component Marking	✓✓✓✓✓	✓✓✓✓✓	✓✓✓✓✓
Technical Specifications			
Max. Label Width (mm)	50.80 mm	50.80 mm	50.80 mm
Max. Print Width (mm)	48.76 mm	48.76 mm	45.97 mm
Min. Label Width (mm)	6.40 mm	6.40 mm	6.40 mm
Materials Supported	600+ standard parts: continuous tapes, die cut and bulk label rolls, custom made labels and tapes.	600+ standard parts: continuous tapes, die cut and bulk label rolls, custom made labels and tapes.	400+ standard parts: continuous tapes, die cut and bulk label rolls, custom made labels and tapes
Label Colours			
Display	Colour LCD Touchscreen	Colour Touchscreen	Colour LCD Screen
Print Resolution (dpi)	300	300	300
Text Sizes (pt)	Within the Brady Workstation Express Labels Mobile App	4 - 174 pt	4 - 174 pt
Built-in Symbols	Within the Brady Workstation Express Labels Mobile App	450 symbols included	500+ symbols included
Serialisation	Within the Brady Workstation Express Labels Mobile App	Multiple & Linked	Simple & Simultaneous & Single Advanced & Multiple Advanced
Keyboard Type	Non	QWERTY, QWERTZ, AZERTY, CYRILLIC	QWERTY, QWERTZ, AZERTY, CYRILLIC
Language Support	Bulgarian, Croatian, Czech, Danish, Dutch, English, Estonian, Finnish, French, German, Hungarian, Italian, Norwegian (Bokmål), Polish, Portuguese, Romanian, Russian, Slovak, Slovenian, Spanish, Swedish, Turkish	Bulgarian, Croatian, Czech, Danish, Dutch, English, Estonian, Finnish, French, German, Hungarian, Italian, Norwegian (Bokmål), Polish, Portuguese, Romanian, Russian, Slovak, Slovenian, Spanish, Swedish, Turkish	Danish, Dutch, English, Finnish, French, Italian, Norwegian (Bokmål), Polish, Portuguese, Romanian, Spanish, Swedish
Power Supply	AC Adaptor Rechargeable Battery	AC Adaptor Rechargeable Battery	AC Adaptor Rechargeable Battery
Print Speed (mm/sec)	33.80	33.80	38.10
Stand-alone Printing (Detached from PC)	Peripheral	Stand-alone & Peripheral	Stand-alone & Peripheral
Connectivity Options	Bluetooth, USB, WiFi	USB 2.0, USB Flash Drive, Optional WiFi (factory installed)	USB
Cutter	Auto cutter	Manual cut Between labels or at end of print job	Manual cut Between labels or at end of print job
Internal Memory Capacity	-	512MB - up to 250.000 labels	200 MB -up to 100,000 labels
Bar Code Type	Code 39 and 128, other via software	Code 39 and 128, other via software	Code 39 and 128, other via software
Software Compatibility	Brady Workstation Express Labels Mobile App	Brady Workstation, Brady Mobile Apps, LabelMark	Brady Workstation, LabelMark, MarkWare
Width (mm) x Height x Length	113 x 115 x 279	107 mm x 106 mm x 328 mm	241.30 mm x 116.80 mm x 332.70 mm
Weight (kg)	1.6 kg	1.5 kg	2.49 kg
Includes	This printer ships in a cardboard box holding a USB cable, a quick start guide, an AC powercord, a USB stick holding product info and Windows driver, a strap, a Brady Workstation Suite, a roll of PTL-97-488 and an M61-R4310 ribbon	This printer ships in a hard case holding a USB cable, a quick start guide, a battery pack, an AC Adapter, a CD with driver, a product CD, a hand strap, a Brady Workstation Basic Suite, a roll of PTL-19-423 and an M61-R6010 ribbon	This printer kit ships in a hard case with Rechargeable NiMH Battery, AC Adaptor, USB Communications Cable, TLS2200 / HandiMark Material Roll Adaptor, Quick Start Guide, Product CD (w/ Printer Driver, Tutorials, Full User's Guide), Cleaning Kit, a Brady Workstation Basic Suite, M71C-2000-595-WT, M71-31-423 and M71-R6000
Warranty	2 years	2 years	2 years



Brady Workstation label creation apps

Brady Workstation offers professional, intuitive apps to design quality product and cable labels and safety signs. Label design becomes easier, faster and quickly adaptable to new label norms thanks to centralised updates.

Available in multiple languages

Brady Workstation apps are available in 20 languages, including English, French, German, Russian, Spanish, Italian, Polish and Dutch. Select your language before downloading from the drop down menu.

Select the apps you need

Simply select the apps you need, download the 30-day trial and purchase when satisfied. Available product, cable, safety and facility identification apps enable you to:








- design and edit custom labels and signs
- design label templates and lock elements for consistency
- create text-only cable labels
- automate label creation
- easily import data
- easily set up complex label sequences
- easily design CLP-chemical labels
- print lockout procedures, tags and energy source labels
- design safety and facility signs.

Easily connect to your printer






Brady Workstation works seamlessly with a range of Brady desktop and portable printers. Brady's high-end label printers also offer bi-directional communication with Brady Workstation and will inform users if they have to switch label materials to print specific label designs. Printer compatibility is shown in Brady Workstation on an app by app basis.

Apps for product, cable & wire, and safety label & sign design

Design custom labels and signs, edit label templates and plug in extra tools to gain efficiency with high value, multifunctional apps.





Application	Description	Availability
 Print Partner	Save time, reduce errors and establish label consistency with the Print Partner app. Non-editable fields keep label layouts and information safe, while users can easily enter data into variable fields and then print. This app works with both Brady Workstation and LabelMark templates.	PAID
 Manage Files	Need to see and organise your label files from all of your apps in one place? The Manage Files app lets you manage all of your saved files from one screen, with options to preview, categorise and delete your files without going into each app separately.	FREE
 Label Settings	Save time and reduce errors by setting default horizontal and vertical printing adjustments when using specific label supplies with a specific printer. The Label Settings app also allows you to define custom label supplies for use with Brady Workstation, similar to the "Custom Parts feature in LabelMark.	FREE
 Batch Print	The Batch Print app is your one-stop shop for grouping files to print together. By batching similar files together to print as one job, you can save ribbon and tape materials. And if you need to print the same files again and again, you can save your jobs for faster reprints.	FREE
 Sequence	With the Sequence add-on module, you can create a separate label for each value in a numeric or alphanumeric sequence. The sequence is defined by setting the starting number, total number of labels and increment interval. It works with Custom Designer, Custom Designer Lite, Text Labels and Print Partner apps.	FREE
 Excel Import	The Excel Import add-on module lets you import Excel data onto your labels, creating a separate label for each row in your spreadsheet. It supports both .xls and .xlsx formats, and works with Custom Designer, Custom Designer Lite, Text Labels and Print Partner apps.	FREE
 Template Editor	For more consistent, accurate labels, the Template Editor add-on module available in Custom Designer, Custom Designer Lite and Text Labels editor apps allows you to set elements on your labels to be editable or locked. Once completed, your finished templates can be used in Print Partner or Data Automation apps to easily enter data onto your labels.	PAID

...

Application	Description	Availability
 Advanced Sequence	Define a sequence with multiple counters and create a separate label for each value in the sequence with the Advanced Sequence add-on module. You can set each counter to increment independently or after a different counter has finished. It works with Custom Designer, Custom Designer Lite, Text Labels and Print Partner apps.	PAID
 Advanced Import	When you need data-import capabilities beyond Excel, use the Advanced Import add-on module. It creates a separate label for each item in the source data imported from .CSV, .TXT, Excel, MS Access, OLE DB and SQL. In addition, you can filter and sort, edit your SQL query and select individual records to import. This module works with Custom Designer, Custom Designer Lite, Text Labels and Print Partner apps.	PAID
 Custom Designer Lite	When all you need is a simple label editor to add text, bar codes, graphics and shapes to your labels, Custom Designer Lite is the ideal tool. This “no frills label editing app also lets you customise labels created in any other Brady Workstation app.	FREE
 Custom Designer	When you need full label creation capabilities to streamline your work and maximise your investment, Custom Designer is the app of choice. This premier label editing app includes all of the features of Custom Designer Lite, plus more barcodes, linked objects, label error checking, subscript/superscript, advanced editing tools and more. It also opens saved “graphics mode files from LabelMark 5 and 6 without the need to convert.	PAID
 Print Ruler	Print a simple ruler that you can apply when and where you need it. “Brady Labs are experimental apps or features not ready for full release. Test them out for us, then let us know what you think!	FREE

Apps for product, and cable & wire label design

Quickly design text only label, automate label data imports, or switch from horizontal to vertical label data alignment with practical apps for product and cable label design.

Application	Description	Availability
 LabelMark 4 Converter	Do you have LabelMark 4 files? The LabelMark 4 Converter does just what it says: converts your files for use in Brady Workstation. You can convert a single file or all files in a single folder at once. (You do NOT need this utility for files from LabelMark 5 or 6, as these files can be opened directly within Custom Designer, Custom Designer Pro or Text Labels without needing to convert them.)	FREE
 Data Automation	Save time and reduce errors with Data Automation. By automatically importing data into a pre-defined label template and printing to a designated printer, this app allows label printing to become a part of your daily processes seamlessly. It runs in the background so you won't have to interrupt your work just to print a label.	PAID
 Flip Flop	Automatically swap text items horizontally or vertically on your labels with the Flip Flop add-on module. This is especially useful for DataCom applications when you just need to reorder your data. It works with Custom Designer, Custom Designer Lite and Text Labels apps.	PAID
 Text Labels	When you need just a few lines of text for a wire or cable marker, the Text Labels app provides a simple, streamlined experience. It enables you to enter text easily and shows you how many lines of text will fit onto your label. If you have saved “line mode files from LabelMark 5 and 6, this app fully supports opening them, with no conversion required.	PAID



More apps are available. Simply download Brady Workstation to your desktop and add the applications you need: www.workstation.bradyid.com



CodeSoft Labeling Software

This enterprise-level label design software allows users to design and print custom labels for product identification and tracking. CodeSoft Barcode Software is the professional solution for the most complex barcode labeling projects. CodeSoft excels at integrating with users systems and 3rd party software.

The software provides a range of barcode label design features for any project, from easy label designs to general bar coding. Brady Labeling Software gives you the power to design and print labels with ease and flexibility. Whether you need to print text, barcodes or graphic images, fixed or variable data, user defined or database driven, Brady has the barcode and labeling software to handle all your custom label needs.

High Performance Label Materials

Developed In-House, by our Experts

As a leader in wire and component identification, Brady's team of scientists and engineers work to provide you with innovative products of the highest technological quality. Brady's Tobey Research Center material scientists rigorously test all of our products in-house to ensure high performance, industry compliance, durability and reliability.

- Over 200 technologists in laboratory sites around the world
- More than 20 label material patents and growing
- Electro-mechanical, materials and software development teams

Designed to Last. Engineered to Perform





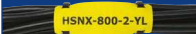
The materials developed by Brady scientists are designed for a wide spectrum of applications and environments. Brady's in-depth knowledge of the conditions that products face requires extensive testing in harsh environments, including:

- Chemical and fuels: Skydrol®, JP-8 Jet Fuel and brake fluids
- Temperatures from -70°C to 225°C
- Zero-halogen and low out-gassing options

Brady's products are not only designed to withstand the harshest of environments, but are also designed with the user in mind. We spend time getting to know our customers in order to understand what you need from our products. That means our heat shrink tubing products are:

- Quick and easy to remove from the carrier — no need to cut or tear the sleeve
- Printed with the part numbers along the carrier for easy identification, even after portions are removed from the roll and shipped to different locations



	Product Name	Description	Temp Range	Specs	Compliance	Rec. Ribbon Series	Printer Compatibility
Heat Shrink Tubing 	B-342 PS and 3PS	3:1 ratio heat shrinkable tubing	-67°F to 275°F (-55°C to 135°C)	SAE-AMS-DTL-23053/5C (Class 1) SAE-AS-81531 MIL-STD-202	RoHS UL Recognized	R4300, R6600, R6700 (with black sleeves) Series	BMP71 i3300 i5100 / i7100 BBP72
	B-344 2FR and 3FR	3:1 and 2:1 ratio fluid resistant heat shrinkable tubing	-67°F to 275°F (-55°C to 135°C)	SAE-AMS-DTL-23053/6 (Class 1) SAE-AS-81531 MIL-STD-202G	RoHS	R6600, and R6700 (with black sleeves) Series	BMP71 i3300 i7100 BBP72
	B-345 3HT and 2HT	2:1 ratio low outgassing high temperature heat shrinkable tubing	-55°C to 225°C (-67°F to 437°F)	NASA SP-R-0022A Outgassing SAE-AS-81531 MIL-STD-202	RoHS	R6000, R6600, and R6800 (with black sleeves) Series	BMP71 i3300 i5100 / i7100 BBP72
	B-7641 LSZH, 2LSZH	2:1 ratio low smoke, zero halogen heat shrinkable tubing	-22°F to 221°F (-30°C to 105°C)	SAE-AS-81531 MIL-STD-202	RoHS	R4300 R6000 R6600	i3300 i7100 BBP72
	B-7642 HX and 2HX	2:1 ratio heat shrinkable tubing	-40°F to 248°F (-40°C to 120°C)	SAE-AMS-DTL-23053/5 Class 1 & 3 SAE-AS-81531 MIL-STD-202	RoHS	R4300, R6400, R6600, 356126 Series	i3300 i7100 BBP72
	B-7646 DR and 3DR	3:1 ratio diesel resistant heat shrinkable tubing	-55°C to 135°C (-48°C to 57°C)	SAE-AS-81531 MIL-STD-202 method 215k NF F 00-608 Type A and H	RoHS	R6600	i7100 BBP72
Wire Wrap Labels 	B-427	Self-laminating & self-extinguishing wire wrap label	-40°C (-40°F) to +70°C (158°F)	-	RoHS UL Recognized	R4300 R4500	BMP71 i3300 i5100 / i7100 WRAPTOR
	B-642	Teldar® self-extinguishing, self-laminating wire wrap	-70°C (-94°F) to +120°C (248°F)	-	RoHS	R4300 R6200	BMP71 i7100 WRAPTOR
	B-472	Matte finish self-extinguishing wire-wrap label	-70°C (-94°F) to +135°C (275°F)	AS81531, MIL-STD-202, Method 215k	RoHS	R4300 R6200	i5100 i7100 WRAPTOR
	B-437	Tedlar® self-extinguishing wire wrap label	-70°C (-94°F) to +135°C (275°F)	MIL-M-87958	RoHS	R4300 R6200	BMP71 i5100 i7100
	B-498	Vinyl-cloth repositionable wire wrap label	-40°C (-40°F) to +80°C (176°F)	-	RoHS UL Recognized	R6200	BMP71 i3300 i5100 / i7100
	B-499	Nylon cloth wire-wrap label	-40°C (-40°F) to +90°C (194°F)	DIN VDE 0472 part 815	RoHS UL Recognized CSA	R4300 R4900 R6000 R6200	BMP71 i3300 i5100 / i7100 WRAPTOR
	B-330	Wire bundle and large conduit heat shrinkable wrap material	-70°C (-94°F) to +110°C (230°F)	MIL-STD-202, Method 215K, SAE-AS-81531	-	R4300 R6200	i7100
Flat Component Labels 	B-423	Glossy polyester flat-surface label	-70°C (-94°F) to +110°C (230°F)	DIN VDE 0472 part 815	RoHS UL Recognized CSA	R6000 R4400	BMP71 i3300 i5100 / i7100
	B-483	Glossy-polyester for rough surfaces	-40°C (-40°F) to +120°C (248°F)	-	RoHS UL Recognized CSA	R6000 R4400 R4900	BMP71 i3300 i5100 / i7100
	B-593	Raised profile label	-20°C (-4°F) to +100°C (212°F)	-	UL Recognized, cUL Recognized, RoHS	R6000 R4400	BMP71 i3300 i5100 / i7100
Fluid Line Tapes 	B-992	Glossy self-laminating fluid line tape	-40°C (-40°F) to +150°C (302°F)	LMA-MF099 LMA-MF092B LMA-MF093C LMA-MF094C FMS-3099A	-	R6000	i7100
	B-999	Heat-activated fluid line tape	-65°C (-85°F) to +110°C (230°F)	Boeing BPS-T-151	-	R4900 R7961	i7100 WRAPTOR
Tag Materials 	B-508	Nomex® low outgassing cable and harness marking tag	-70°C (-94°F) to +130°C (266°F)	SAE-AS-81531, MIL-STD-202, Method 215K	RoHS	R4300	i7100

For full material specs, visit bradyeurope.com/tds and search by the B-Number.

B-342 PermaSleeve PS Polyolefin Wire Marking Sleeves

B-342 PermaSleeve PS Polyolefin Wire Marking Sleeves are a 3:1 heat shrinkable wire marking sleeve that fits snugly around wires for identification and protection and are both fade-resistant and flame retardant.



Meets Specs:

SAE-AMS-DTL-23053/5C (Class 1)
SAE-AS-81531 RoHS Compliant
MIL-STD-202 UL Recognized

Tested per:

ASTM E162
ASTM E662



Temp Range:


-67°F to 275°F (-55°C to 135°C)

3:1 Shrink Ratio: 3:1

Roll Splice Colour: Blue

Sleeve Colours:

White	Yellow	Red	Pink
Orange	Blue	Green	Violet
Brown	Gray	Black	



Create your own PS PermaSleeve:

Follow these steps to create the B-342 PermaSleeve PS Wire Marking Sleeve part number that meets your needs.

Example article number:

3PS - 187 - 2 - WT - S - 4
Product Diameter Width Colour Roll Qty Pieces
Optional

Create your own:

Product Diameter Width Colour Roll Qty Pieces
Optional


Recommended Printing Solution



Printer Series:
BradyPrinter i7100 Industrial Label Printer,
BradyPrinter i5100 Industrial Label Printer
BBP72 Double Sided Printer

Ribbon Series:
R4300, R6600, R6700
(with black sleeves) Series

Software:
Brady Workstation Software

STEP 1: Product Type	PS = Single Sided Printing			
	3PS = Double Sided Printing			
STEP 2: Diameter	094	= 4.60 mm	0.58 - 2.03 mm dia.	28 to 20 gauge
	125	= 6.00 mm	1.17 - 2.79 mm dia.	22 to 16 gauge
	187	= 8.50 mm	1.57 - 3.81 mm dia	20 to 10 gauge
	250	= 11.15 mm	2.39 - 5.46 mm dia	16 to 8 gauge
	375	= 16.40 mm	3.28 - 8.13 mm dia	12 to 4 gauge
	500	= 21.60 mm	4.75 - 11.43 mm dia	8 to 1 gauge
	750	= 31.80 mm	6.35 - 17.78 mm dia	6 to 4/0 gauge
	1000	= 42.16 mm	9.53 - 24.13 mm dia	2 to 0.950" dia.
1500	= 61.80 mm	12.70 - 36.83 mm dia	n/a	
STEP 3: Sleeve Width	150	= 38.10 mm sleeve width		
	2	= 50.80 mm sleeve width		
STEP 4: Colour	Standard Colours		Special Order Colours	
	WT = White	YL = Yellow	BL = Blue GR = Green BK = Black	OR = Orange GY = Gray BR = Brown PK = Pink RD = Red VT = Violet
STEP 5: Roll Qty. (optional)	For standard quantity, leave blank. For small qty, enter "S".			
	If sleeve diameter is 094-250	Standard = 2,500	Small (S) = 500	
	If sleeve diameter is 375	Standard = 1,000	Small (S) = 250	
	If sleeve diameter is 500	Standard = 500	Small (S) = 250	
	If sleeve diameter is 750-1500	Standard = 250	Small (S) = 100	
STEP 6: Pieces Per Sleeve (optional)	1 marker per sleeve is standard, if desired, the sleeve can be split into multiple pieces.			
	2	= Sleeve is slit to create 2 pieces		
	3	= Sleeve is slit to create 3 pieces		
	4	= Sleeve is slit to create 4 pieces		
				
				Example: "3" slit

For full material specs, visit bradyeurope.com/tds and search by the B-Number.

B-344 PermaSleeve FR Fluid Resistant Wire Marking Sleeves

B-344 PermaSleeve Fluid Resistant Wire Marking Sleeves are a 3:1 heat shrinkable wire marking sleeve that fits snugly around wires for identification and protection and offer greater resistance to harsh chemicals such as fuels, lubricants and cleaning solvents.



Meets Specs:

SAE-AMS-DTL-23053/6 (Class 1)
SAE-AS-81531
MIL-STD-202G

Tested per:

ASTM E162
ASTM E662



Temp Range:

-67°F to 275°F (-55°C to 135°C)

3:1

Shrink Ratio:

3:1 for 1" dia only
2:1 for 1-1/5" dia. only

Roll Splice Colour: Green

Sleeve Colours:

White	Yellow	Red	Pink
Orange	Blue	Green	Violet
Brown	Gray	Black	



Create your own FR PermaSleeve:

Follow these steps to create the B-344 PermaSleeve FR Wire Marking Sleeve part number that meets your needs.

Example article number:

3FR - 187 - 2 - WT - S - 2
Product Diameter Width Colour Roll Qty Pieces
Optional

Create your own:

Product - Diameter - Width - Colour - Roll Qty - Pieces
Optional


Recommended Printing Solution

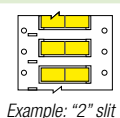


Printer Series:
BradyPrinter i7100 Industrial Label Printer,
BBP72 Double Sided Printer

Ribbon Series:
R6600, R6700
(with black sleeves) Series

Software:
Brady Workstation Software

STEP 1: Product Type		3FR = 3:1 shrink ratio for 094 - 1000 dia. only 2FR = 2:1 shrink ratio for 1500 dia. only														
STEP 2: Diameter	094	= 4.60 mm	0.58 - 2.03 mm dia.	28 to 20 gauge												
	125	= 6.00 mm	1.17 - 2.79 mm dia.	22 to 16 gauge												
	187	= 8.50 mm	1.57 - 3.81 mm dia.	20 to 10 gauge												
	250	= 11.15 mm	2.39 - 5.46 mm dia.	16 to 8 gauge												
	375	= 16.40 mm	3.28 - 8.13 mm dia.	12 to 4 gauge												
	500	= 21.60 mm	4.75 - 11.43 mm dia.	8 to 1 gauge												
	750	= 31.80 mm	6.35 - 17.78 mm dia.	6 to 4/0 gauge												
	1000	= 42.16 mm	9.53 - 24.13 mm dia.	2 to 0.950" dia.												
	1500	= 61.80 mm	12.70 - 36.83 mm dia.	n/a												
STEP 3: Sleeve Width		2 = 2" sleeve width														
STEP 4: Colour	Standard Colours		Special Order Colours													
	WT = White YL = Yellow	BL = Blue GR = Green BK = Black	OR = Orange GY = Gray BR = Brown	PK = Pink RD = Red VT = Violet												
STEP 5: Roll Qty. (optional)		For standard quantity, leave blank. For small qty, enter "S". <table><tr><td>If sleeve diameter is 094–250</td><td>Standard = 2,500</td><td>Small (S) = 500</td></tr><tr><td>If sleeve diameter is 375</td><td>Standard = 1,000</td><td>Small (S) = 250</td></tr><tr><td>If sleeve diameter is 500</td><td>Standard = 500</td><td>Small (S) = 250</td></tr><tr><td>If sleeve diameter is 750–1500</td><td>Standard = 250</td><td>Small (S) = 100</td></tr></table>			If sleeve diameter is 094–250	Standard = 2,500	Small (S) = 500	If sleeve diameter is 375	Standard = 1,000	Small (S) = 250	If sleeve diameter is 500	Standard = 500	Small (S) = 250	If sleeve diameter is 750–1500	Standard = 250	Small (S) = 100
If sleeve diameter is 094–250	Standard = 2,500	Small (S) = 500														
If sleeve diameter is 375	Standard = 1,000	Small (S) = 250														
If sleeve diameter is 500	Standard = 500	Small (S) = 250														
If sleeve diameter is 750–1500	Standard = 250	Small (S) = 100														
STEP 6: Pieces Per Sleeve (optional)		1 marker per sleeve is standard, if desired, the sleeve can be split into multiple pieces. 2 = Sleeve is slit to create 2 pieces														
				Example: "2" slit												



Example: "2" slit

B-345 PermaSleeve HT High Temperature PVDF Wire Marking Sleeves

B-345 PermaSleeve HT High Temperature PVDF Wire Marking Sleeves are a 2:1 ratio (for 1/8"–1-1/2" diameters) and 3:1 ratio (for 3/32" diameter) heat shrinkable wire marking sleeve specifically designed for high temperature and low vacuum outgassing applications. These heat shrinkable wire marking sleeves are made from irradiated high temperature PVDF.



Meets Specs:
NASA SP-R-0022A
Outgassing

SAE-AS-81531
MIL-STD-202
RoHS Compliant

Tested per:
ASTM E162
ASTM E662
SAE-AMS-DTL-23053/18, Class 2



Temp Range:
-67°F to 437°F (-55°C to 225°C)


3:1

Shrink Ratio:
3:1 for 3/32" dia only
2:1 for 1/8" to 1-1/2" dia. only

Roll Splice Colour: Yellow

Sleeve Colours:

White	Yellow	Pink
Blue	Black	



Create your own HT PermaSleeve:

Follow these steps to create the B-345 PermaSleeve HT Wire Marking Sleeve part number that meets your needs.

Example article number:

2HT - 187 - 2 - WT - S - 4
Product Diameter Width Colour Roll Qty Pieces
Optional

Create your own:

Product Diameter Width Colour Roll Qty Pieces
Optional

Recommended Printing Solution



Printer Series:
BradyPrinter i7100 Industrial Label Printer,
BradyPrinter i5100 Industrial Label Printer
BBP72 Double Sided Printer

Ribbon Series:
R6000, R6600, and R6800 (with black sleeves) Series

Software:
Brady Workstation Software

STEP 1: Product Type
3HT = 3:1 Ratio, 094 Dia. Size Only, Double Sided Printing
2HT = 2:1 Ratio, 125–1500 Dia. Sizes Only, Double Sided Printing

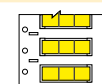
STEP 2: Diameter	094	125	187	250	375	500	750	1000	1500
	4.60 mm	6.00 mm	8.50 mm	11.15 mm	16.40 mm	21.60 mm	31.80 mm	42.16 mm	61.80 mm
	0.58 - 2.03 mm dia.	1.17 - 2.79 mm dia.	1.57 - 3.81 mm dia.	2.39 - 5.46 mm dia.	3.28 - 8.13 mm dia.	4.75 - 11.43 mm dia.	6.35 - 17.78 mm dia.	9.53 - 24.13 mm dia.	12.70 - 36.83 mm dia.
	26 to 20 gauge	20 to 16 gauge	16 to 10 gauge	12 to 8 gauge	8 to 4 gauge	6 to 1 gauge	2 to 4/0 gauge	2/0 to 0.950" dia.	n/a

STEP 3: Sleeve Width
2 = 50.80 mm sleeve width

STEP 4: Colour	Standard Colours	Special Order Colours
WT = White	YL = Yellow	PK = Pink
	BL = Blue	BK = Black

STEP 5: Roll Qty. (optional)
Standard is small size, please enter "S".
If sleeve diameter is 094–250 Standard Small (S) = 500
If sleeve diameter is 375–500 Standard Small (S) = 250
If sleeve diameter is 750–1500 Standard Small (S) = 100

STEP 6: Pieces Per Sleeve (optional)
1 marker per sleeve is standard, if desired, the sleeve can be split into multiple pieces.
2 = Sleeve is slit to create 2 pieces
3 = Sleeve is slit to create 3 pieces
4 = Sleeve is slit to create 4 pieces



Example: "3" slit

For full material specs, visit bradyeurope.com/tds and search by the B-Number.

B-7641 PermaSleeve LSZH Low Smoke Zero Halogen Polyolefin Wire Marking Sleeves

B-7641 PermaSleeve LSZH Low Smoke Zero Halogen Polyolefin Wire Marking Sleeves are 2:1 heat shrinkable, low smoke, zero halogen wire marking sleeves. The wire marking sleeves offer outstanding fire safety properties and minimal smoke emission.



Meets Specs:

SAE-AS-81531
MIL-STD-202
RoHS Compliant

Tested per:

ASTM E162
ASTM E662



Temp Range:


-22°F to 221°F (-30°C to 105°C)

2:1 Shrink Ratio: 2:1

Roll Splice Colour: Clear

Sleeve Colours:

White	Yellow	Red
Orange	Blue	Green
Violet	Gray	Black



Create your own LSZH PermaSleeve:

Follow these steps to create the B-7641 PermaSleeve LSZH Wire Marking Sleeve part number that meets your needs.

Example article number:

2LSZH - 187 - 2 - WT - S - 4

Product Diameter Width Colour Roll Size Pieces

Optional

Create your own:

Product - Diameter - Width - Colour - Roll Size - Pieces

Optional

Recommended Printing Solution



Printer Compatibility:

BradyPrinter i7100 Industrial Label Printer,
BBP72 Double Sided Printer

Ribbon Series:

R4300, R6400, R6600, 356126 Series

Software:

Brady Workstation Software

STEP 1: Product Type

LSZH = Single Sided Printing
2LSZH = Double Sided Printing

STEP 2: Diameter

094	=	4.60 mm	0.58 - 2.03 mm dia.	24 to 20 gauge
125	=	6.00 mm	1.17 - 2.79 mm dia.	20 to 16 gauge
187	=	8.50 mm	1.57 - 3.81 mm dia.	16 to 10 gauge
250	=	11.15 mm	2.39 - 5.46 mm dia.	12 to 8 gauge
375	=	16.40 mm	3.28 - 8.13 mm dia.	8 to 4 gauge
500	=	21.60 mm	4.75 - 11.43 mm dia.	6 to 1 gauge
750	=	31.80 mm	6.35 - 17.78 mm dia.	2 to 4/0 gauge
1000	=	42.16 mm	9.53 - 24.13 mm dia.	2/0 to 0.950" dia.
1500	=	61.80 mm	12.70 - 36.83 mm dia.	n/a
2000	=	80.40 mm	25.40 - 48.26 mm dia.	n/a

STEP 3: Sleeve Width

150	=	38.10 mm sleeve width
2	=	50.80 mm sleeve width
3	=	76.20 mm sleeve width
<i>only available in 1000, 1500, & 2000 dia. parts)</i>		

STEP 4: Colour

Standard Colours

WT = White
YL = Yellow

Special Order Colours

BL = Blue **OR** = Orange **RD** = Red
GR = Green **GY** = Gray **VT** = Violet

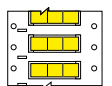
STEP 5: Roll Size (optional)

For standard quantity, leave blank. For small qty, enter "S".		
If sleeve diameter is 094-187	Standard = 2,500	Small (S) = 500
If sleeve diameter is 250-375	Standard = 1,000	Small (S) = 250
If sleeve diameter is 500	Standard = 500	Small (S) = 250
If sleeve diameter is 750-1500	Standard = 250	Small (S) = 100
If sleeve diameter is 2000	Standard = 100	Small (S) = 50

STEP 6: Pieces Per Sleeve (optional)

1 marker per sleeve is standard, if desired, the sleeve can be split into multiple pieces.

2 = Sleeve is slit to create 2 pieces
3 = Sleeve is slit to create 3 pieces
4 = Sleeve is slit to create 4 pieces



Example: "3" slit

B-7642 PermaSleeve HX Polyolefin Wire Marking Sleeves

B-7642 PermaSleeve HX Polyolefin Wire Marking Sleeves are 2:1 heat shrinkable. The sleeves are high-temperature rated, highly flame retardant, and very flexible.



Meets Specs:

SAE-AMS-DTL-23053/5 Class 1 & 3
SAE-AS-81531
MIL-STD-202
RoHS Compliant

Tested per:

ASTM E162
ASTM E662



Temp Range:

-40°F to 248°F (-38°C to 120°C)

2:1 Shrink Ratio: 2:1

Roll Splice Colour: Red

Sleeve Colours:

White	Yellow	Red	Orange	
Blue	Green	Violet	Gray	Black



Create your own HX PermaSleeve:

Follow these steps to create the B-7642 PermaSleeve HX Wire Marking Sleeve part number that meets your needs.

Example article number:

2HX - 187 - 2 - WT - S - 4
Product Diameter Width Colour Roll Size Pieces
Optional

Create your own:

Product Diameter Width Colour Roll Size Pieces
Optional

Recommended Printing Solution



Printer Compatibility:
BradyPrinter i7100 Industrial Label Printer,
BBP72 Double Sided Printer

Ribbon Series:
R4300, R6400, R6600, 356126 Series

Software:
Brady Workstation Software
CodeSoft Software

STEP 1: Product Type

HX = Single Sided Printing
2HX = Double Sided Printing

STEP 2: Diameter

094	=	4.60 mm	0.58 - 2.03 mm dia.	24 to 20 gauge
125	=	6.00 mm	1.17 - 2.79 mm dia.	20 to 16 gauge
187	=	8.50 mm	1.57 - 3.81 mm dia.	16 to 10 gauge
250	=	11.15 mm	2.39 - 5.46 mm dia.	12 to 8 gauge
375	=	16.40 mm	3.28 - 8.13 mm dia.	8 to 4 gauge
500	=	21.60 mm	4.75 - 11.43 mm dia.	6 to 1 gauge
750	=	31.80 mm	6.35 - 17.78 mm dia.	2 to 4/0 gauge
1000	=	42.16 mm	9.53 - 24.13 mm dia.	2/0 to 0.950" dia.
1500	=	61.80 mm	12.70 - 36.83 mm dia.	n/a
2000	=	80.40 mm	25.40 - 48.26 mm dia.	n/a

STEP 3: Sleeve Width

150	=	38.10 mm sleeve width
2	=	50.80 mm sleeve width
3	=	76.20 mm sleeve width

only available in 1000, 1500, & 2000 dia. parts)

STEP 4: Colour

Standard Colours	Special Order Colours			
WT = White	YL = Yellow	BL = Blue	OR = Orange	GY = Gray
	BK = Black	GR = Green	RD = Red	VT = Violet

STEP 5: Roll Size (optional)

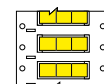
For standard quantity, leave blank. For small qty, enter "S". For jumbo qty, enter "J".

If sleeve dia. is 094-187	Standard = 2,500	Small (S) = 500	Jumbo (J) = 10,000
If sleeve dia. is 250	Standard = 1,000	Small (S) = 250	Jumbo (J) = 7,500
If sleeve dia. is 375	Standard = 1,000	Small (S) = 250	Jumbo (J) = 2,500
If sleeve dia. is 500	Standard = 500	Small (S) = 250	Jumbo (J) = 2,500
If sleeve dia. is 750-1000	Standard = 250	Small (S) = 100	Jumbo (J) = 2,500
If sleeve dia. is 1500	Standard = 250	Small (S) = 100	Jumbo (J) = 1,000
If sleeve dia. is 2000	Standard = 100	Small (S) = 50	Jumbo (J) = 1,000

STEP 6: Pieces Per Sleeve (optional)

1 marker per sleeve is standard, if desired, the sleeve can be split into multiple pieces.

2 = Sleeve is slit to create 2 pieces
3 = Sleeve is slit to create 3 pieces
4 = Sleeve is slit to create 4 pieces



Example: "3" slit

For full material specs, visit bradyeurope.com/tds and search by the B-Number.

B-7646 PermaSleeve DR Diesel Resistant Polyolefin Wire Marking Sleeves

Brady's B-7646 diesel resistant wire marking sleeves are a yellow, 3:1 ratio heat shrinkable wire marking sleeves. These thermal transfer printable sleeves feature a double-sided format.

B-7646 PermaSleeves have been developed for wire and cable identification in applications that have exposures to organic fluids, common fuels, lubricants and solvents for extended periods of time and at high temperatures.



Meets Specs:

SAE-AS-81531
MIL-STD-202 method 215k
NF F 00-608 Type A and H

Tested per:

ASTM E162
ASTM E662



Temp Range:


-67°F to 275°F (-55°C to 135°C)

2:1 Shrink Ratio: 2:1

Roll Splice Colour: Clear

Sleeve Colours:

Yellow



Create your own DR PermaSleeve:

Follow these steps to create the B-7646 PermaSleeve DR Wire Marking Sleeve part number that meets your needs.

Example article number:

DR - 125 - 2 - YL - 4
Product Diameter Width Colour Pieces
Optional

Create your own:

Product - Diameter - Width - Colour - Pieces
Optional

Recommended Printing Solution



Printer Compatibility:
BradyPrinter i7100 Industrial Label Printer,
BBP72 Double Sided Printer

Ribbon Series:
R6600 Series

Software:
Brady Workstation Software

STEP 1: Product Type

DR = Double Sided Printing

STEP 2: Diameter

125	=	6.00 mm	1.17 - 2.79 mm dia.	20 to 16 gauge
187	=	8.50 mm	1.57 - 3.81 mm dia.	16 to 10 gauge
250	=	11.15 mm	2.39 - 5.46 mm dia.	12 to 8 gauge
375	=	16.40 mm	3.28 - 8.13 mm dia.	8 to 4 gauge
500	=	21.60 mm	4.75 - 11.43 mm dia.	6 to 1 gauge

STEP 3: Sleeve Width

2 = 50.80 mm sleeve width

STEP 4: Colour

Standard Colour

YL = Yellow

STEP 5: Roll Size

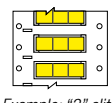
Only available in standard quantity, leave blank.

If sleeve diameter is 125-250	Standard = 2,500
If sleeve diameter is 375	Standard = 1,000
If sleeve diameter is 500	Standard = 500

STEP 6: Pieces Per Sleeve (optional)

1 marker per sleeve is standard,
if desired, the sleeve can be split into multiple pieces.

2	=	Sleeve is slit to create 2 pieces
3	=	Sleeve is slit to create 3 pieces
4	=	Sleeve is slit to create 4 pieces



Example: "3" slit

STEP 1: Product Type	B33 = BradyPrinter i3300 Single Sided Printing B33D = BradyPrinter i3300 Double Sided Printing																													
STEP 2: Diameter	<table border="0"> <tr> <td>094 = 4.60 mm</td> <td>0.58 - 2.03 mm dia.</td> <td>24 to 20 gauge</td> </tr> <tr> <td>125 = 6.00 mm</td> <td>1.17 - 2.79 mm dia.</td> <td>20 to 16 gauge</td> </tr> <tr> <td>187 = 8.50 mm</td> <td>1.57 - 3.81 mm dia.</td> <td>16 to 10 gauge</td> </tr> <tr> <td>250 = 11.15 mm</td> <td>2.39 - 5.46 mm dia.</td> <td>12 to 8 gauge</td> </tr> <tr> <td>375 = 16.40 mm</td> <td>3.28 - 8.13 mm dia.</td> <td>8 to 4 gauge</td> </tr> <tr> <td>500 = 21.60 mm</td> <td>4.75 - 11.43 mm dia.</td> <td>6 to 1 gauge</td> </tr> <tr> <td>750 = 31.80 mm</td> <td>6.35 - 17.78 mm dia.</td> <td>2 to 4/0 gauge</td> </tr> <tr> <td>1000 = 42.16 mm</td> <td>9.53 - 24.13 mm dia.</td> <td>2/0 to 0.950" dia.</td> </tr> <tr> <td>1500 = 61.80 mm</td> <td>12.70 - 36.83 mm dia.</td> <td>n/a</td> </tr> </table>			094 = 4.60 mm	0.58 - 2.03 mm dia.	24 to 20 gauge	125 = 6.00 mm	1.17 - 2.79 mm dia.	20 to 16 gauge	187 = 8.50 mm	1.57 - 3.81 mm dia.	16 to 10 gauge	250 = 11.15 mm	2.39 - 5.46 mm dia.	12 to 8 gauge	375 = 16.40 mm	3.28 - 8.13 mm dia.	8 to 4 gauge	500 = 21.60 mm	4.75 - 11.43 mm dia.	6 to 1 gauge	750 = 31.80 mm	6.35 - 17.78 mm dia.	2 to 4/0 gauge	1000 = 42.16 mm	9.53 - 24.13 mm dia.	2/0 to 0.950" dia.	1500 = 61.80 mm	12.70 - 36.83 mm dia.	n/a
094 = 4.60 mm	0.58 - 2.03 mm dia.	24 to 20 gauge																												
125 = 6.00 mm	1.17 - 2.79 mm dia.	20 to 16 gauge																												
187 = 8.50 mm	1.57 - 3.81 mm dia.	16 to 10 gauge																												
250 = 11.15 mm	2.39 - 5.46 mm dia.	12 to 8 gauge																												
375 = 16.40 mm	3.28 - 8.13 mm dia.	8 to 4 gauge																												
500 = 21.60 mm	4.75 - 11.43 mm dia.	6 to 1 gauge																												
750 = 31.80 mm	6.35 - 17.78 mm dia.	2 to 4/0 gauge																												
1000 = 42.16 mm	9.53 - 24.13 mm dia.	2/0 to 0.950" dia.																												
1500 = 61.80 mm	12.70 - 36.83 mm dia.	n/a																												
<i>Sizes above are for indication onl. Exact diameter differs from material to material.</i>																														
STEP 3: Sleeve Width	2 = 50.8 mm width																													
STEP 4: Colour	<i>For standard white, leave blank. For other colours insert abbreviation below.</i> If material is 342 Also available in YL=Yellow and BK=black If material is 345 Also available in BK=black If material is 7642 Only available as white. If material is 7641 Also available in YL=Yellow																													
STEP 5: Material	342 = B-342 PS 345 = B-345 HT Hight Temperature 7641 = B-7641 LSZH 7642 = B-7642 HX																													
STEP 6: Pieces Per Sleeve (optional)	1 marker per sleeve is standard, if desired, the sleeve can be split into two pieces. 2 = Sleeve is slit to create 2 pieces																													

** Not all combinations available as stock. Contact Brady for custom orders.*

PermaSleeve Polyolefin Sleeves for i3300 Printers

Follow these steps to create the BradyPrinter i3300 permasleeve part number that meets your needs.

Example article number:

B33 - 125 - 2 - 342YL - 2

Product Diameter Width Material/Colour Pieces Optional

Create your own:

Product Diameter Width Material/Colour Pieces Optional



STEP 1: Product Type	M71 = BMP71 Single Sided Printing BM71 = BMP71 Single Sided Printing Bulk Roll BM71C = BMP71 Single Sided Printing Bulk Continuous Roll																							
STEP 2: Diameter	<table border="0"> <tr> <td>094 = 4.60 mm</td> <td>0.58 - 2.03 mm dia.</td> <td>24 to 20 gauge</td> </tr> <tr> <td>125 = 6.00 mm</td> <td>1.17 - 2.79 mm dia.</td> <td>20 to 16 gauge</td> </tr> <tr> <td>187 = 8.50 mm</td> <td>1.57 - 3.81 mm dia.</td> <td>16 to 10 gauge</td> </tr> <tr> <td>250 = 11.15 mm</td> <td>2.39 - 5.46 mm dia.</td> <td>12 to 8 gauge</td> </tr> <tr> <td>375 = 16.40 mm</td> <td>3.28 - 8.13 mm dia.</td> <td>8 to 4 gauge</td> </tr> <tr> <td>500 = 21.60 mm</td> <td>4.75 - 11.43 mm dia.</td> <td>6 to 1 gauge</td> </tr> <tr> <td>1000 = 42.16 mm</td> <td>9.53 - 24.13 mm dia.</td> <td>2/0 to 0.950" dia.</td> </tr> </table>			094 = 4.60 mm	0.58 - 2.03 mm dia.	24 to 20 gauge	125 = 6.00 mm	1.17 - 2.79 mm dia.	20 to 16 gauge	187 = 8.50 mm	1.57 - 3.81 mm dia.	16 to 10 gauge	250 = 11.15 mm	2.39 - 5.46 mm dia.	12 to 8 gauge	375 = 16.40 mm	3.28 - 8.13 mm dia.	8 to 4 gauge	500 = 21.60 mm	4.75 - 11.43 mm dia.	6 to 1 gauge	1000 = 42.16 mm	9.53 - 24.13 mm dia.	2/0 to 0.950" dia.
094 = 4.60 mm	0.58 - 2.03 mm dia.	24 to 20 gauge																						
125 = 6.00 mm	1.17 - 2.79 mm dia.	20 to 16 gauge																						
187 = 8.50 mm	1.57 - 3.81 mm dia.	16 to 10 gauge																						
250 = 11.15 mm	2.39 - 5.46 mm dia.	12 to 8 gauge																						
375 = 16.40 mm	3.28 - 8.13 mm dia.	8 to 4 gauge																						
500 = 21.60 mm	4.75 - 11.43 mm dia.	6 to 1 gauge																						
1000 = 42.16 mm	9.53 - 24.13 mm dia.	2/0 to 0.950" dia.																						
STEP 3: Sleeve Width	1 = 1" sleeve width 175 = 1.75" sleeve width (blank) = BM71C continuous roll																							
STEP 4: Colour	<i>For standard white, leave blank. Also available in YL=Yellow and BK=black</i>																							
STEP 5: Material	342 = B-342 PS 344 = B-344 FR Fluid Resistant																							

** Not all combinations available as stock. Contact Brady for custom orders.*

BMP71 PermaSleeve Wire Markers:

Follow these steps to create the BMP71 printer permasleeve part number that meets your needs.

Example article number:

M71 - 125 - 1 - 342YL


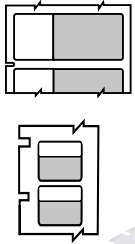

Product Diameter Width Material/Colour

Create your own:

Product Diameter Width Material/Colour



For full material specs, visit bradyeurope.com/tds and search by the B-Number.



B-427 Self-Laminating Vinyl Material

Brady's most popular wire and cable marker. Self-laminating vinyl features white printable area with a clear "tail" that wraps around marker. Tail serves as overlamine to protect the print. Superior resistance to abrasion, solvents, water, oil and dirt.



Meets Specs:

UL Recognized
RoHS Compliant

** with approved ribbons and surfaces*



Temp Range:

-40°F to 158°F (-40°C to 70°C)

Fits Wire Diameters:

0.079" (2.02 mm) and up

Available Colours:


White	Yellow	Red
Blue	Green	Violet

Printer Compatibility:

BradyPrinter i7100 Industrial Label Printer
BradyPrinter i5100 Industrial Label Printer
Wraptr A6500 Printer Applicator
BradyPrinter i3300 Industrial Label Printer
BMP71 Printer

Ribbon Compatibility:

R4300 Series
R4500 Colour Series



B-642 Self-Laminating Vinyl Material

B-642 Wire Wraps are self-extinguishing and self-laminating with good solvent and heat resistance. This material is a thin tape with excellent flexibility for wrapping on small diameter wires. Features a white printable area with a "clear" tail that wraps over printed legend. This material is intended for cable and wire bundle applications where self-extinguishing properties are required.



Meets Specs:

RoHS Compliant

** with approved ribbons and surfaces*



Temp Range:

-94°F to 248°F (-70°C to 120°C)

Fits Wire Diameters:

0.159" (4.04 mm) and up

Available Colours:

White

Tested per:

ASTM G155, Cycle 1
ASTM B117

Printer Compatibility:

Wraptr A6500 Printer Applicator
BMP71 Printer

Ribbon Compatibility:

R4300 Series
R4500 Colour Series

** Material is also dot matrix printable on a variety of dot matrix printers using R2000 and R5000 dot matrix ribbons.*



Finding the correct label height for your Self Laminating labels

If you know your wire diameter or wire circumference, you can easily determine the correct label height by using the formula below.

Step 1: Wire Diameter

$$\times 3.14 (\pi) \\ = \text{Wire Circumference}$$

Step 2: Wire Circumference

$$\times 1.5 (\text{allowing label to wrap 1.5 times around wire}) \\ = \text{Total Label Length}$$





B-472 Self-Extinguishing Wire Wrap Label

B-472 Polyimide Wire Wraps are highly flame-retardant and specifically designed for wire and cable identification applications where self-extinguishing and flame retardant properties are an absolute requirement. In addition, B-472 can also be used for component labeling and Unique Identification (UID) labeling.



Meets Specs:

RoHS Compliant
SAE-AS-81531
MIL-STD-202 method 215k
** with approved ribbons and surfaces*



Temp Range:

-94°F to 275°F (-70°C to 135°C)

Fits Wire Diameters:

0.063" (1.61 mm) and up

Available Colours:

White Yellow

Tested per:

ASTMD 1000 (Flammability)
ASTM E162 (Flame Spread)
ASTM E662 (Flame Emission)

Printer Compatibility:

BradyPrinter i7100 Industrial Label Printer
BradyPrinter i5100 Industrial Label Printer
Wraptrac A6500 Printer Applicator
BMP71 Printer

Ribbon Compatibility:

R4300 Series
R6200 High Performance Series



B-437 Self-Extinguishing Wire Wrap Labels

Tedlar® Wire Wrap Labels (B-437) are self-extinguishing and exhibit good solvent and heat resistance. This material is intended for cable and wire bundle applications where self-extinguishing properties are required.



Meets Specs:

RoHS Compliant
MIL-M-87958
Boeing BMS 13-47
** with approved ribbons and surfaces*



Temp Range:

-94°F to 275°F (-70°C to 135°C)

Wire Diameters:

0.079" (2.02 mm) and up

Available Colours:


White Yellow

Printer Compatibility:

BradyPrinter i7100 Industrial Label Printer
BradyPrinter i5100 Industrial Label Printer
BMP71 Printer

Ribbon Compatibility:

R4300 Series
R6200 High Performance Series



B-637 Self-Extinguishing Dot Matrix Wire Wrap Labels

Tedlar® Dot Matrix Printable Wire Wrap Labels (B-637) are self-extinguishing and exhibit good solvent and heat resistance. This material is intended for cable and wire bundle applications where self-extinguishing properties are required.



Meets Specs:

RoHS Compliant
MIL-M-87958
Boeing BMS 13-47
** with approved ribbons and surfaces*



Temp Range:

-94°F to 275°F (-70°C to 135°C)

Wire Diameters:

0.063" (1.61 mm) and up

Available Colours:

White Yellow

Tested per:

ASTM B 117

Printer & Ribbon Compatibility:


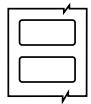
Material is dot matrix printable on a variety of dot matrix printers using R2000 and R5000 dot matrix ribbons.

Tedlar® is a registered trademark of DuPont.

For full material specs, visit bradyeurope.com/tds and search by the B-Number.



Die-Cut



B-498 Repositionable Wire Wrap Labels

Repositionable Vinyl Cloth Wire Wrap Labels (B-498) have excellent holding power, while allowing for clean removal and repositioning of the label. Ideal for marking both ends of a wire that you may need to cut shorter before final termination.



Meets Specs:

UL Recognized
RoHS Compliant
** with approved ribbons and surfaces*



Temp Range:

-40°F to 175°F (-40°C to 80°C)

Fits Wire Diameters:

0.076" (1.94 mm) and up

Available Colours:

White

Tested per:


ASTM G155, Cycle 1
ASTM B117
Fed. Std. 191A (Method 5306)

Printer Compatibility:


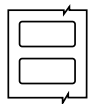
BradyPrinter i7100 Industrial Label Printer
BradyPrinter i5100 Industrial Label Printer
BradyPrinter i3300 Industrial Label Printer
BMP71 Printer

Ribbon Compatibility:

R4300 and R6000 Standard Series
R4900 and R6200 High Performance Series
R4500 Colour Series



Die-Cut



B-499 Permanent Adhesive Wire Wrap Labels

Permanent Adhesive Nylon Cloth Wire Wrap Labels (B-499) are intended for general wire marking and labeling applications.



Meets Specs:

UL Recognized
CSA Accepted
Halogen-Free per DIN VDE 0472 (part 815)
RoHS Compliant
** with approved ribbons and surfaces*



Temp Range:

-40°F to 193°F (-40°C to 90°C)

Fits Wire Diameters:

0.079" (2.02 mm) and up

Available Colours:

White

Tested per:

ASTM G155, Cycle 1
ASTM D 2979
Fed. Std. 191A (Method 5306)

Printer Compatibility:

BradyPrinter i7100 Industrial Label Printer
BradyPrinter i5100 Industrial Label Printer
Wraptronic A6500 Printer Applicator
BradyPrinter i3300 Industrial Label Printer
BMP71 Printer

Ribbon Compatibility:

R4300 and R6000 Standard Series
R4900 and R6200 High Performance Series
R4500 Colour Series

** Material is also dot matrix printable on a variety of dot matrix printers using R2000 and R5000 dot matrix ribbons.*




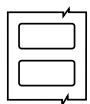
View the Technical Data Sheets

Technical Data Sheets for all Brady materials are available online. View by a specific B-Numbers or search by relevant keywords.

bradyeurope.com/tds



Die-Cut



B-423 Glossy Flat Surface Labels

Polyester labels with a gloss topcoat (B-423) and standard adhesive are intended for use in a variety of applications, including electronic PCB and component identification, bar code labeling, inside-panel component labeling, rating plates and solar panel identification.



Meets Specs:

Halogen-Free per DIN VDE 0472 (part 815)
UL Recognized
RoHS Compliant
CSA Accepted
** with approved ribbons and surfaces*



Temp Range:

-40°F to 230°F (-40°C to 110°C)

Available Colours:

White

Printer Compatibility:


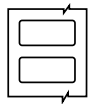
BradyPrinter i7100 Industrial Label Printer
BradyPrinter i5100 Industrial Label Printer
BradyPrinter i3300 Industrial Label Printer
BMP71 Printer

Ribbon Compatibility:

R6000 Standard Series
R4900 High Performance Series
R4400 White and Colours Series



Die-Cut



B-483 Aggressive Adhesive Glossy Flat Surface Labels

Gloss White Polyester Labels (B-483) with an ultra aggressive adhesive specifically designed for high adhesion to textured metals and low surface energy plastics. This material is also ideal for applications requiring adhesion to powder coated surfaces.



Meets Specs:

UL Recognized
RoHS Compliant
CSA Accepted
** with approved ribbons and surfaces*



Temp Range:

-40°F to 248°F (-40°C to 120°C)

Available Colours:

White

Printer Compatibility:

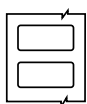
BradyPrinter i7100 Industrial Label Printer
BradyPrinter i5100 Industrial Label Printer
BradyPrinter i3300 Industrial Label Printer
BMP71 Printer

Ribbon Compatibility:

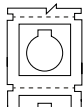
R6000 Standard Series
R4900 High Performance Series
R4400 White and Colours Series



Rectangular



Push-Button



B-593 Raised Profile Labels

Raised Profile Labels (B-593) are constructed with a gloss polyester printable surface and an aggressive foam backed adhesive. This provides nameplate-like quality and is intended for use as identifying external push-buttons and switches, as well as rating and serial plates.

Raised profile labels are available in a rectangular format but also with 22.5 and 30.5mm diameter holes to support identification of IEC and NEMA standard push buttons.



Meets Specs:

UL Recognized
cUL Recognized
RoHS Compliant
** with approved ribbons and surfaces*



Temp Range:

-4°F to 212°F (-20°C to 100°C)

Available Colours:

White	Yellow	Red
Blue	Green	Silver


Printer Compatibility:

BradyPrinter i7100 Industrial Label Printer
BradyPrinter i3300 Industrial Label Printer
BMP71 Printer

Ribbon Compatibility:

R6000 Standard Series
R4400 White Series

For full material specs, visit bradyeurope.com/tds and search by the B-Number.



B-992 Glossy Fluid Line ID Tape


Our Self-Laminating Fluid Line Identification Tape (B-992) is a glossy polyester tape with permanent, pressure sensitive acrylic adhesive. It can also have a clear tail for self-laminating the printed legend to provide additional durability. In addition, these tapes can eliminate the need for painting, hot stamping and etching of rigid tube identification.



Specifications:
LMA-MF099
LMA-MF092B

LMA-MF093C
LMA-MF094C
FMS-3099A


Ribbon Compatibility:
R6000 Standard Series



Series 1 Fluid Line Tape

Continuous 1" laminated tape fits various diameter tubes and pipes.

- Preprinted with MIL-STD-1247C colours and symbols.



Series 2 Fluid Line Tape

Continuous 2.5" tape fits various diameter tubes and pipes.

- Preprinted with MIL-STD-1247C colours and symbols
- blank white right side for part number, flow direction, torque value, or other information.

Series 3 Laminating Tape

Clear continuous tape used to laminate Series 2 fluid line tapes.

- Meets LMA-MF099 performance requirements



Series 4 Fluid Line Tape

Die-cut, self-laminating, 2.5" wide material designed to fit specific diameter pipes and tubes.

- Has a blank, 1.5" wide area on the right fits printed information as needed and can be either yellow or white.
- Can be perforated or slit for easy separation of function and printable areas
- Meet Bell 31-099, Boeing Helicopter HS184



Series 5 Fluid Line Tape

Die-cut, self-laminating, 2" wide is designed to fit specific diameter pipes and tubes.

- Has a blank, 1" wide area on right portion of label to fit additional printed information as needed.
- Can also be perforated or slit for easy positioning on the surface
- Colours target MIL-STD-1247C specification



B-999 Subsurface Printed Fluid Line ID Tape



The Subsurface Printed Fluid Line Identification Tape (B-999) is available in a continuous rollform or die-cut format. It is a subsurface printed, flexible, transparent polyester film tape with heat activated adhesive. The adhesive has superior resistance to fuels, oils, and hydraulic fluids when compared to typical pressure sensitive adhesives. The B-999 tape's low initial adhesion makes the tape easy to reposition when first applied.

- Type 1 - 1" wide without a printable zone
- Type 2 - 3" wide with dot matrix or thermal transfer printable zone
- Available in common colour code legends



Specifications:
Boeing BPS-T-151 and colours
target MIL-STD-1247C

Ribbon Compatibility:
R6000 Standard Series



B-508 Nomex® Cable and Harness Marking Tags

High performance Nomex® Cable and Wire Harness Marking Tags (B-508) are designed for use in harsh environments by offering excellent tear, solvent and heat resistance. After printing, they are fastened to bundles using zip ties (sold separately).



Meets Specs:

SAE-AS-81531
MIL-STD-202, Method 215k
RoHS compliant
* with approved ribbons and surfaces



Temp Range:

-40°F to 248°F (-40°C to 120°C)

Available Colours:

White Yellow

Tested per:

ASTM E162
ASTM E662

Printer Compatibility:

BradyPrinter i7100 Industrial Label Printer

Ribbon Compatibility:

R4300 Standard Series

* Material is also dot matrix printable on a variety of dot matrix printers using R2000 and R5000 dot matrix ribbons.



B-330 BradyWrap Cable Markers

BradyWrap Cable Markers (B-330) are heat shrinkable polyolefin markers for wire bundles, large conduits, and installed cables after or before termination. Markers can be heat activated using a heat tool or an over (2 minutes at 275° F) to create the most permanent adhesive bond. B-330 can also be used without heat activation; in that case 72-hour dwell is recommended.



Meets Specs:

MIL-STD-202, Method 215k
SAE-AS-81531
* with approved ribbons and surfaces



Temp Range:

-94°F to 230°F (-70°C to 110°C)

Available Colours:

White

Tested per:

ASTM B-117
ASTM G155, Cycle 1

Printer Compatibility:

BradyPrinter i7100 Industrial Label Printer

Ribbon Compatibility:

R4300 Standard Series

* Material is also dot matrix printable on a variety of dot matrix printers using R2000 and R5000 dot matrix ribbons.

Nomex® is a registered trademark of DuPont.

For full material specs, visit bradyeurope.com/tds and search by the B-Number.



More info online:
bradyeurope.com/wraptor



Wraptor™ A6500

WIRE ID PRINTER APPLICATOR

Make the Identification Process Easier

The Wraptor A6500 helps you move through your work faster and takes manual processes out of your hands. With this innovative print and apply machine, you can move your productivity forward — and turn a series of labor-intensive, inefficient tasks into a modern automated process. Benefits include:

Increased Productivity. Save time and labor by printing and applying labels in 5 seconds in a modern automated process.

Easy to Use. Includes a full colour responsive touch screen and an icon based user interface for ease-of-use.

Easy to Connect. Enhanced connectivity, three USB ports and 32GB of internal memory to store commonly used job files.



Wraptor Compatible Materials:

- B-427 Self-Laminating Wire Material
- B-472 Polyimide Wirewrap Material
- B-499 Nylon Cloth Material



More info online:
bradyeurope.com/bsp45



BSP™45 WIRE ID SLEEVE APPLICATOR

An easy-to-use, fast and cost-effective alternative to manual sleeve application.

The BSP45 Applicator automatically removes sleeves from the liner, opening and applying them to the wires.

Fast. Up to 6-10 seconds faster than manual labeling.

Easy. Eliminate the tedious, manual and repetitive task of application that can lead to bottlenecks and repetitive motion injuries.

Cost Effective. Save labor time and resources with quicker, automated application.

Reliable. Durable unit for high-volume, long term use.


BSP45 Compatible Materials:

- SA-3PS Polyolefin PermaSleeves (B-342)
- SA-2LSZH Low Smoke Zero Halogen PermaSleeves (B-7641)
- SA-3DR Diesel Resistant PermaSleeves (B-7646)

Mandrels and Dies*

Mandrels and dies can quickly be interchanged for sleeve application jobs of .094 to .315 sleeve diameters and in both 1" and 2" sleeve widths.

**One set of dies and one mandrel of your choice included with applicator.*



Brady Corporation

Our mission is to identify and protect people, products and places



COMPANY OVERVIEW

BRADY was founded in 1914 in Eau Claire, Wisconsin, as W.H. BRADY Co., and renamed BRADY Corporation in 1998. The company began selling products internationally in 1947. In 1984, BRADY went public, with stock trading on the Nasdaq Stock Market, and in 1999, moved trading of its stock to the New York Stock Exchange, where it trades under the symbol BRC. The company's global headquarters is in Milwaukee, Wisconsin.

BRADY MANUFACTURES AND MARKETS:

- products for identification and safety applications such as signs and markers, printing systems and software to produce identification products on-site and on demand
- products for wire identification, including labelling materials and tools for wire and cable marking in the electrical, datacom and telecommunication markets
- high-performance identification products, including labels and signs that remain legible and highly adhesive even in harsh environments
- products that identify people and enhance security by ensuring the right persons are in the right places at the right time

OPERATIONS – SOME FACTS:

- 6500 employees around the world
- Operations in 29 countries
- Distribution in more than 100 countries through more than 4,400 distributor partners



Africa

Randburg, South Africa
Tel.: +27 11 704 3295
Email: africa@bradycorp.com

Benelux

Zeile, Belgium
Tel.: +32 (0) 52 45 78 11
Email: benelux@bradycorp.com

Central & Eastern Europe

Bratislava, Slovakia
Tel.: +421 2 3300 4800
Email: central_europe@bradycorp.com

Denmark

Odense
Tel.: +45 66 14 44 00
Email: denmark@bradycorp.com

France

Roncq
Tel.: +33 (0) 3 20 76 94 48
Email: france@bradycorp.com

Germany, Austria & Switzerland

Egelsbach, Germany
Tel.: +49 (0) 6103 7598 660
Email: germany@bradycorp.com

Hungary

Budaörs
Tel.: +36 23 500 275
Email: central_europe@bradycorp.com

Italy

Gorgonzola
Tel.: +39 02 26 00 00 22
Email: italy@bradycorp.com

Middle East FZE

Dubai, UAE
Tel.: +971 4881 2524
Email: me@bradycorp.com

Norway

Kjeller
Tel.: +47 70 13 40 00
Email: norway@bradycorp.com

Romania

Bucharest
Tel.: +40 21 202 3032
Email: central_europe@bradycorp.com

Russia

Moscow
Tel.: +7 495 269 47 87
Email: central_europe@bradycorp.com

Spain & Portugal

Madrid, Spain
Tel.: +34 900 902 993
Email: spain@bradycorp.com,
portugal@bradycorp.com

Sweden, Finland, Baltic states

Kista, Sweden
Tel.: +46 (0) 8 590 057 30
Email: sweden@bradyeurope.com

Turkey

Istanbul
Tel.: +90 212 264 02 20 / 264 02 21
Email: turkey@bradycorp.com

UK & Ireland

Banbury, UK
Tel.: +44 (0) 1295 228 288
Email: uk@bradycorp.com



To help minimise our impact on the environment, Brady limits its number of reprints. Updated versions are always available for download on www.bradyeurope.com.

Search for: EUR-M-045-EN

Your distributor

GSH Identification Solutions B.V.
Lelystraat 93K
3364 AH Sliedrecht
Tel. +31 (0) 184 421 859
www.gsh-id.nl
info@gsh-id.nl