

## Brady Workstation – September 2023 Release

- New dynamic template selection and several usability updates in Data Automation
- Including counters in templates and additional user interface changes for sequence and counter operations in Custom Designer
- Support for the new M511 and S3700 printers



### Data Automation

#### Usability updates:

- Users can now use Excel files (.xls, .xlsx) as data input files for the watch folder.
- Template selection and field mapping are combined in a single window for a better visual mapping experience.
- One-click automatic mapping via 'Match Fields' button when template object names and data column names match.


#### Dynamic Template Selection:

Users can now set up a single channel that prints with multiple printers, using a different label or template for each printer.

An example set up for a channel with dynamic template selection:

- 1) Define templates for each printer

ASSY	<input type="text"/>
MODEL	<input type="text"/>
SERIAL	<input type="text"/>
VOLTAGE	<input type="text"/>
AMPS	<input type="text"/>
HP	<input type="text"/>
Hz	<input type="text"/>



FullDetails.BWT for i5300

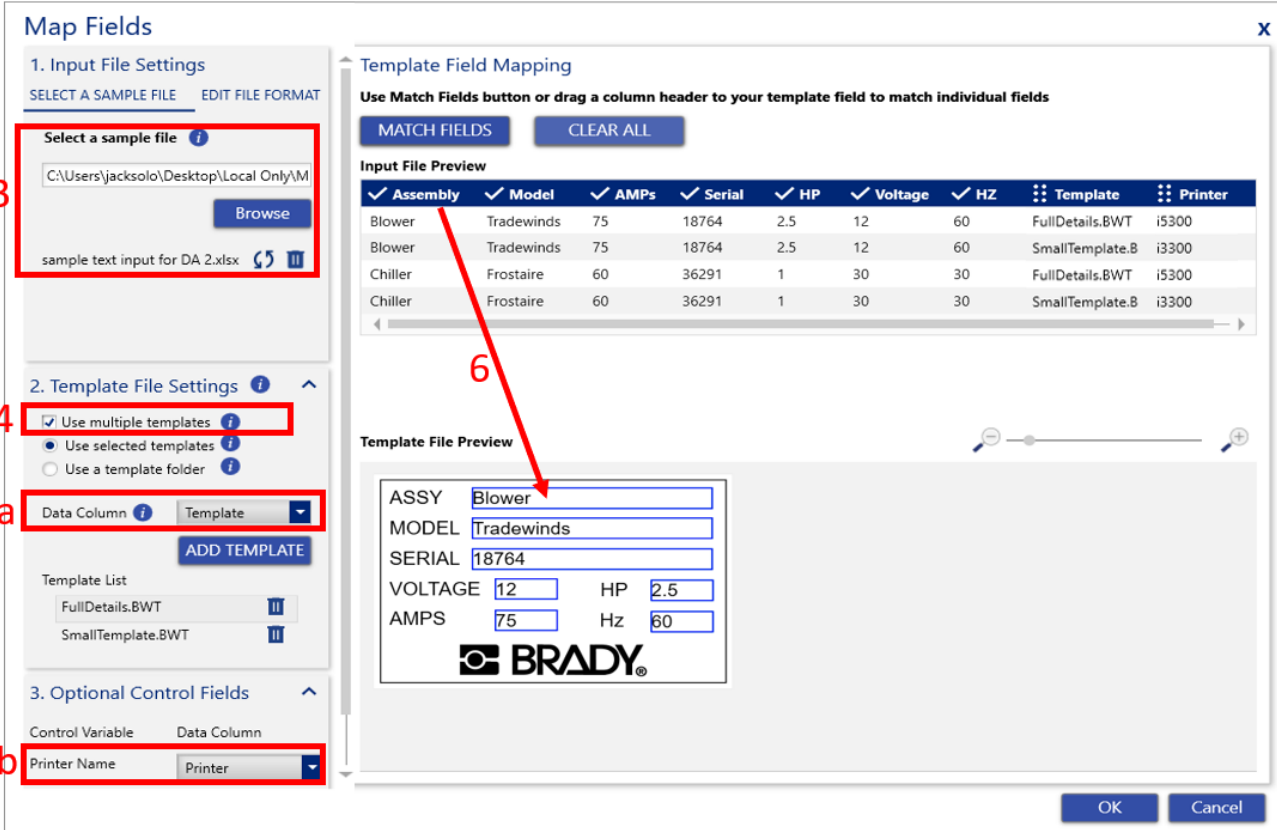
ASSY.	<input type="text"/>
MODEL	<input type="text"/>
AMPS	<input type="text"/>

SmallTemplate.BWT for i3300

- 2) Create a sample input file with one column for the printer and another column for the template

Assembly	Model	AMPs	Serial	HP	Voltage	HZ	Template	Printer
Blower	Tradewinds	75	18764	2.5	12	60	FullDetails.BWT	i5300
Blower	Tradewinds	75	18764	2.5	12	60	SmallTemplate.BWT	i3300
Chiller	Frostaire	60	36291	1	30	30	FullDetails.BWT	i5300
Chiller	Frostaire	60	36291	1	30	30	SmallTemplate.BWT	i3300

- 3) Select the sample input file to preview for mapping
- 4) Select “Use multiple templates” when defining the channel
- 5) Identify which data columns contain **Template** and **Printer** names.
- 6) Drag and drop to map data columns to template objects for each template. (You can use ‘match fields’ button for automatic mapping if column names match template object names)



**Map Fields**

1. Input File Settings

SELECT A SAMPLE FILE EDIT FILE FORMAT

3 Select a sample file

C:\Users\jacksolo\Desktop\Local Only\IM

sample text input for DA 2.xlsx

2. Template File Settings

4 ☒ Use multiple templates

5a Data Column Template

5b Printer Name Printer

Template Field Mapping

Use Match Fields button or drag a column header to your template field to match individual fields

MATCH FIELDS CLEAR ALL

Input File Preview

Assembly	Model	AMPs	Serial	HP	Voltage	HZ	Template	Printer
Blower	Tradewinds	75	18764	2.5	12	60	FullDetails.BWT	i5300
Blower	Tradewinds	75	18764	2.5	12	60	SmallTemplate.B	i3300
Chiller	Frostaire	60	36291	1	30	30	FullDetails.BWT	i5300
Chiller	Frostaire	60	36291	1	30	30	SmallTemplate.B	i3300

6

Template File Preview

ASSY Blower

MODEL Tradewinds

SERIAL 18764

VOLTAGE 12 HP 2.5

AMPS 75 Hz 60

BRADY®

OK Cancel

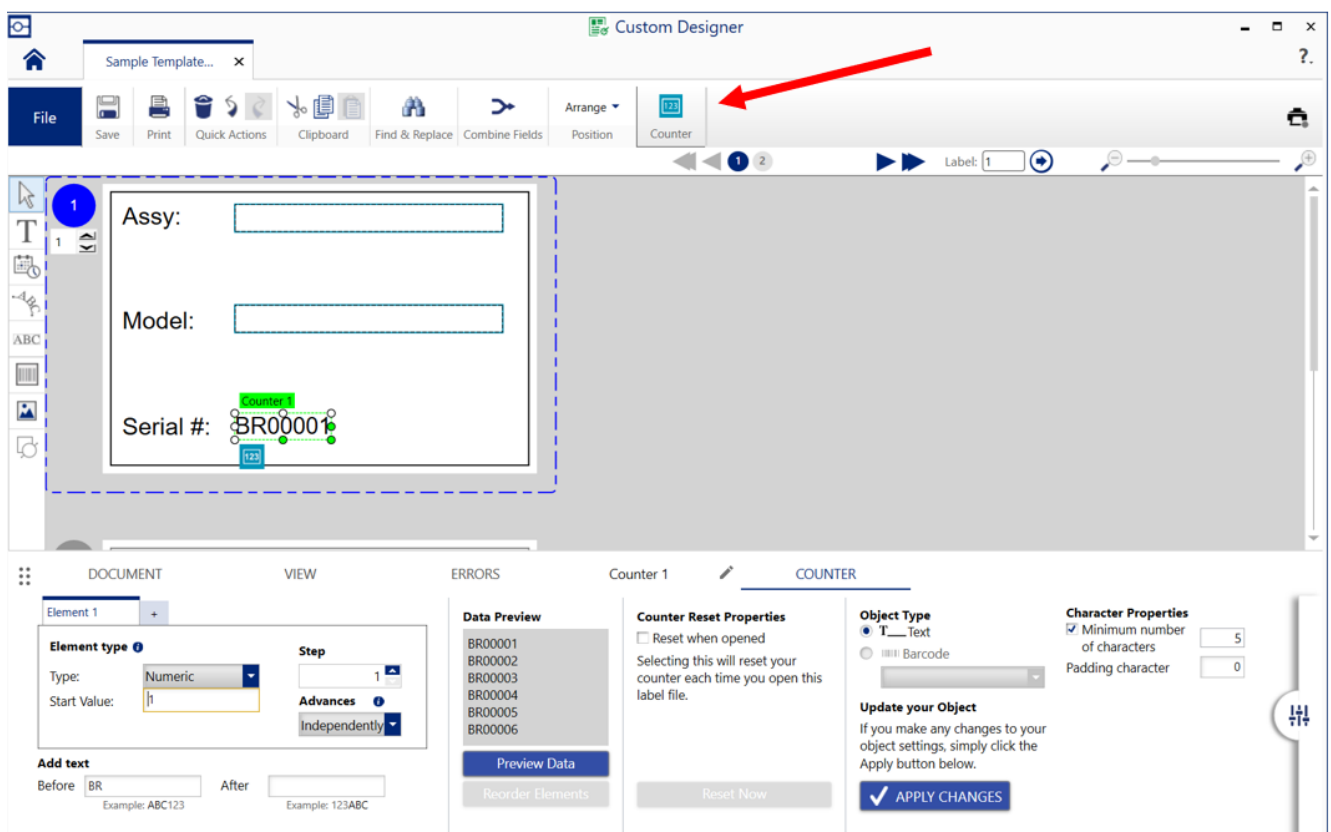


## Custom Designer

### Counters in Templates:

Users can now include counters in templates created in Custom Designer\*. The counter increments with each label printed, the next time the template is printed it starts with the next value. Templates with counters can be printed using: Print Partner, Scan & Print and Data Automation.

\*Custom Designer only, not supported in Customer Designer Lite or Text Label



### User interface update for Sequence & Counter operations:

- New drop-down to select Sequence or Counter during label editing (Custom Designer only)
- Sequence and Advanced Sequence are combined together with an updated user interface.

Changes are backwards compatible for saved label files that include sequences, advanced sequences, or counters.

## Support for the new BradyPrinter S3700 and M511 Mobile Label Printer



The September 2023 release of Brady Workstation supports the new S3700 and M511 printers.

- All Brady Workstation apps available for the BBP37 now also support the S3700
- All Brady Workstation apps available for the BMP51 now also support the M511
- Printer firmware can be updated through Brady Workstation Printers App for both the new printers.

This release also includes continuous improvements and resolves issues reported from the field, addressing bugs and enhancement requests in different areas.

The update is already available to download and install through Brady Workstation. Encourage your customers to run the updates to experience the new features and improvements.

### Your Distributor

GSH Identification Solutions B.V.  
Lelystraat 93 K  
3364 AH Sliedrecht  
Tel. +31 184 421 859  
[www.gsh-id.nl](http://www.gsh-id.nl)  
[info@gsh-id.nl](mailto:info@gsh-id.nl)